

STATEMENT OF APPROVED BUDGET, UTILIZATIONS, DISBURSEMENTS AND BALANCES
As of the Quarter Ending September 30, 2018

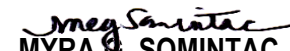
Department: State Universities and Colleges
Agency/OU: Occidental Mindoro State College
Region/Province/City: Region IV-B/San Jose, Occidental Mindoro
Fund: Internally Generated Income


Particulars	UACS CODE	Approved Budget			Budget Utilization					Disbursements					Unutilized Budget	Unpaid Utilizations (10-15) = (17+18)	
		Approved Budgeted Revenue	Adjustments (Additions Reductions, Realignment)	Adjusted Budgeted Revenue	1st Quarter ending March 31	2nd Quarter ending June 30	3rd Quarter ending Sept. 30	4th Quarter ending Dec. 31	Total	1st Quarter ending March 31	2nd Quarter ending June 30	3rd Quarter ending Sept. 30	4th Quarter ending Dec. 31	Total		Due and Demandable/Accounts Payable	Not Yet Due and Demandable
I. INTERNALLY GENERATED INCOME	5206441																
General Administration and Support	1 000000000	2,347,500.00	9,670,464.00	12,017,964.00	1,456,484.11	2,438,324.86	3,290,507.61	-	7,185,316.58	1,362,409.47	2,359,189.20	2,492,724.95	-	6,214,323.62	4,832,647.42	181,451.33	789,541.63
General Administration and Supervision	1 000100000	2,347,500.00	9,670,464.00	12,017,964.00	1,456,484.11	2,438,324.86	3,290,507.61	-	7,185,316.58	1,362,409.47	2,359,189.20	2,492,724.95	-	6,214,323.62	4,832,647.42	181,451.33	789,541.63
Personal Services		573,000.00	2,461,864.00	3,034,864.00	508,738.38	891,845.55	1,089,720.75		2,490,304.68	466,326.16	896,007.28	1,079,631.97		2,441,965.41	544,559.32	48,339.27	-
Maintenance and other Operating Expenses		1,774,500.00	6,984,600.00	8,759,100.00	947,745.73	1,546,479.31	2,200,786.86		4,695,011.90	896,083.31	1,463,181.92	1,413,092.98		3,772,358.21	4,064,088.10	133,112.06	789,541.63
Capital Outlays		-	224,000.00	224,000.00	-	-	-		-	-	-	-		224,000.00	-	-	-
Operations	3000000000	8,037,500.00	44,548,905.49	52,586,405.49	4,529,891.59	5,516,366.68	16,482,006.55	-	26,528,264.82	4,277,352.68	4,653,849.82	10,078,183.07	-	19,009,385.57	26,058,140.67	275,998.85	7,242,880.40
MFO 1 - Higher Education Services	3010000000	7,853,000.00	43,929,405.49	51,782,405.49	4,459,598.59	5,454,340.80	15,902,034.05	-	25,815,973.44	4,207,059.68	4,591,823.94	9,940,555.57	-	18,739,439.19	25,966,432.05	274,516.85	6,802,017.40
Personal Services		524,000.00	2,028,581.00	2,552,581.00	508,358.28	536,815.03	923,111.62		1,968,284.93	478,747.81	548,590.87	899,640.52		1,926,979.20	584,296.07	41,305.73	-
Maintenance and other Operating Expenses		7,329,000.00	32,866,114.49	40,195,114.49	3,951,240.31	4,675,525.77	14,581,222.43		23,207,988.51	3,728,311.87	4,043,233.07	9,005,915.05		16,777,459.99	16,987,125.98	233,211.12	6,197,317.40
Capital Outlays		-	9,034,710.00	9,034,710.00	-	242,000.00	397,700.00		639,700.00	-	-	35,000.00		35,000.00	8,395,010.00	-	604,700.00
MFO 3 - Research Services	3030000000	169,500.00	530,000.00	699,500.00	60,293.00	44,025.88	543,619.50	-	647,938.38	60,293.00	44,025.88	101,274.50	-	205,593.38	51,561.62	1,482.00	440,863.00
Personal Services		-	-	-	-	-	-		-	-	-	-		-	-	-	-
Maintenance and other Operating Expenses		169,500.00	469,000.00	638,500.00	60,293.00	44,025.88	513,119.50		617,438.38	60,293.00	44,025.88	101,274.50		205,593.38	21,061.62	1,482.00	410,363.00
Capital Outlays		-	61,000.00	61,000.00	-	-	30,500.00		30,500.00	-	-	-		-	30,500.00	-	30,500.00
MFO 4 - Technical Advisory Extension Services	3040000000	15,000.00	89,500.00	104,500.00	10,000.00	18,000.00	36,353.00	-	64,353.00	10,000.00	18,000.00	36,353.00	-	64,353.00	40,147.00	-	-
Personal Services		-	-	-	-	-	-		-	-	-	-		-	-	-	-
Maintenance and other Operating Expenses		15,000.00	89,500.00	104,500.00	10,000.00	18,000.00	36,353.00		64,353.00	10,000.00	18,000.00	36,353.00		64,353.00	40,147.00	-	-
Capital Outlays		-	-	-	-	-	-		-	-	-	-		-	-	-	-
TOTAL CURRENT APPROPRIATIONS		10,385,000.00	54,219,369.49	64,604,369.49	5,986,375.70	7,954,691.54	19,772,514.16	-	33,713,581.40	5,639,762.15	7,013,039.02	12,570,908.02	-	25,223,709.19	30,890,788.09	457,450.18	8,032,422.03
Personal Services		1,097,000.00	4,490,445.00	5,587,445.00	1,017,096.66	1,428,660.58	2,012,832.37	-	4,458,589.61	945,073.97	1,444,598.15	1,979,272.49	-	4,368,944.61	1,128,855.39	89,645.00	-
Maintenance and other Operating Expenses		9,288,000.00	40,409,214.49	49,697,214.49	4,969,279.04	6,284,030.96	17,331,481.79	-	28,584,791.79	4,694,688.18	5,568,440.87	10,556,635.53	-	20,819,764.58	21,112,422.70	367,805.18	7,397,222.03
Capital Outlays		-	9,319,710.00	9,319,710.00	-	242,000.00	428,200.00	-	670,200.00	-	-	35,000.00	-	35,000.00	8,649,510.00	-	635,200.00
II. CONTINUING APPROPRIATIONS																	
General Administration and Support	1 000000000	1,656,346.40	-	1,656,346.40	1,655,346.40	-	-	-	1,655,346.40	1,256,346.40	-	399,000.00	-	1,655,346.40	1,000.00	-	-
General Administration and Supervision	1 000100000	1,656,346.40	-	1,656,346.40	1,655,346.40	-	-	-	1,655,346.40	1,256,346.40	-	399,000.00	-	1,655,346.40	1,000.00	-	-
Personal Services		-	-	-	-	-	-		-	-	-	-		-	-	-	-
Maintenance and other Operating Expenses		1,256,346.40	-	1,256,346.40	1,256,346.40	-	-		1,256,346.40	1,256,346.40	-	-		1,256,346.40	-	-	-
Capital Outlays		400,000.00	-	400,000.00	399,000.00	-	-		399,000.00	-	-	399,000.00		399,000.00	1,000.00	-	-


Particulars	UACS CODE	Approved Budget			Budget Utilization					Disbursements					Unpaid Utilizations (10-15) = (17+18)		
		Approved Budgeted Revenue	Adjustments (Additions Reductions, Realignment)	Adjusted Budgeted Revenue	1st Quarter ending March 31	2nd Quarter ending June 30	3rd Quarter ending Sept. 30	4th Quarter ending Dec. 31	Total	1st Quarter ending March 31	2nd Quarter ending June 30	3rd Quarter ending Sept. 30	4th Quarter ending Dec. 31	Total	Unutilized Budget	Due and Demandable/Accounts Payable	Not Yet Due and Demandable
																15=(11+12+13+14)	16=(5-10)
1	2	3	4	5=(3+4)	6	7	8	9	10=(6+7+8+9)	11	12	13	14	15=(11+12+13+14)	16=(5-10)	17	18
Operations	3000000000	15,886,885.30	-	15,886,885.30	7,614,192.98	7,992,700.12	235,250.00	-	15,842,143.10	3,314,334.96	1,721,674.03	3,518,998.01	-	8,555,007.00	44,742.20	-	7,287,136.10
MFO 1 - Higher Education Services	3010000000	15,842,916.50	-	15,842,916.50	7,570,224.18	7,992,700.12	235,250.00	-	15,798,174.30	3,270,366.16	1,721,674.03	3,518,998.01	-	8,511,038.20	44,742.20	-	7,287,136.10
Personal Services		-	-	-	-	-	-	-	-	-	-	-	-	-	-	-	-
Maintenance and other Operating Expenses		3,842,916.50	-	3,842,916.50	3,580,656.50	-	235,250.00	-	3,815,906.50	3,270,366.16	261,480.62	54,462.72	-	3,586,309.50	27,010.00	-	229,597.00
Capital Outlays		12,000,000.00	-	12,000,000.00	3,989,567.68	7,992,700.12	-	-	11,982,267.80	-	1,460,193.41	3,464,535.29	-	4,924,728.70	17,732.20	-	7,057,539.10
MFO 3 - Research Services	3030000000	23,248.80	-	23,248.80	23,248.80	-	-	-	23,248.80	23,248.80	-	-	-	23,248.80	-	-	-
Personal Services		-	-	-	-	-	-	-	-	-	-	-	-	-	-	-	-
Maintenance and other Operating Expenses		23,248.80	-	23,248.80	23,248.80	-	-	-	23,248.80	23,248.80	-	-	-	23,248.80	-	-	-
Capital Outlays		-	-	-	-	-	-	-	-	-	-	-	-	-	-	-	-
MFO 4 - Technical Advisory Extension Services	3040000000	20,720.00	-	20,720.00	20,720.00	-	-	-	20,720.00	20,720.00	-	-	-	20,720.00	-	-	-
Personal Services		-	-	-	-	-	-	-	-	-	-	-	-	-	-	-	-
Maintenance and other Operating Expenses		20,720.00	-	20,720.00	20,720.00	-	-	-	20,720.00	20,720.00	-	-	-	20,720.00	-	-	-
Capital Outlays		-	-	-	-	-	-	-	-	-	-	-	-	-	-	-	-
TOTAL CONTINUING APPROPRIATIONS		17,543,231.70	-	17,543,231.70	9,269,539.38	7,992,700.12	235,250.00	-	17,497,489.50	4,570,681.36	1,721,674.03	3,917,998.01	-	10,210,353.40	45,742.20	-	7,287,136.10
Personal Services		-	-	-	-	-	-	-	-	-	-	-	-	-	-	-	-
Maintenance and other Operating Expenses		5,143,231.70	-	5,143,231.70	4,880,971.70	-	235,250.00	-	5,116,221.70	4,570,681.36	261,480.62	54,462.72	-	4,886,624.70	27,010.00	-	229,597.00
Capital Outlays		12,400,000.00	-	12,400,000.00	4,388,567.68	7,992,700.12	-	-	12,381,267.80	-	1,460,193.41	3,863,535.29	-	5,323,728.70	18,732.20	-	7,057,539.10
GRAND TOTAL		27,928,231.70	54,219,369.49	82,147,601.19	15,255,915.08	15,947,391.66	20,007,764.16	-	51,211,070.90	10,210,443.51	8,734,713.05	16,488,906.03	-	35,434,062.59	30,936,530.29	457,450.18	15,319,558.13
Personal Services		1,097,000.00	4,490,445.00	5,587,445.00	1,017,096.66	1,428,660.58	2,012,832.37	-	4,458,589.61	945,073.97	1,444,598.15	1,979,272.49	-	4,368,944.61	1,128,855.39	89,645.00	-
Maintenance and other Operating Expenses		14,431,231.70	40,409,214.49	54,840,446.19	9,850,250.74	6,284,030.96	17,566,731.79	-	33,701,013.49	9,265,369.54	5,829,921.49	10,611,098.25	-	25,706,389.28	21,139,432.70	367,805.18	7,626,819.03
Capital Outlays		12,400,000.00	9,319,710.00	21,719,710.00	4,388,567.68	8,234,700.12	428,200.00	-	13,051,467.80	-	1,460,193.41	3,898,535.29	-	5,358,728.70	8,668,242.20	-	7,692,739.10

Certified Correct:

Approved by:


MYRA B. SOMINTAC
 Administrative Officer V


GRACE M. ANCHETA
 Accountant III


MARLYN G. NIELO, Ph.D.
 SUC President II