

QUARTERLY PHYSICAL REPORT OF OPERATION

As of March 31, 2018

Department : State Universities and Colleges (SUCs)
 Agency : Occidental Mindoro State College
 Operating Unit : null
 Organization Code (UACS) : 08045000000

| | |
|-------------------------------------|-----------------------------|
| <input checked="" type="checkbox"/> | Current Year Appropriations |
| <input type="checkbox"/> | Supplemental Appropriations |
| <input type="checkbox"/> | Continuing Appropriations |
| <input type="checkbox"/> | Off-Budget Account |

| 1 | UACS CODE | Physical Targets (2018) | | | | | Physical Accomplishments (Actual) | | | | | Variance | Remarks |
|--|-----------|-------------------------|-------------|-------------|---------------|-------|-----------------------------------|-------------|-------------|----------------|-------|---|---------|
| | | 1st Quarter | 2nd Quarter | 3rd Quarter | 4th Quarter | Total | 1st Quarter | 2nd Quarter | 3rd Quarter | 4th Quarter | Total | | |
| 2 | 3 | 4 | 5 | 6 | 7=(3+4+5+6) | 8 | 9 | 10 | 11 | 12=(8+9+10+11) | 13 | 14 | |
| Part A | | | | | | | | | | | | | |
| I. Organization Outcome | | | | | | | | | | | | | |
| OO: Relevant and quality tertiary education ensured to achieve inclusive growth and acces of deserving but poor students to quality tertiary education increased | | | | | | | | | | | | | |
| HIGHER EDUCATION PROGRAM | | | | | | | | | | | | | |
| Outcome Indicators | | | | | | | | | | | | | |
| 1. Percentage of first -time licensure exam- takers that pass the licensure exam | | | | | | | | | | | | | |
| | - | - | - | 46.89% | 46.89% | - | N/A | N/A | N/A | - | - | Target is expected to be met by the 4th Quarter where newly graduates usually takes the exam immediately after their catch up and enhancement courses. | |
| 2. Percentage of graduates (2 years prior) that are employed | | | | | | | | | | | | | |
| | - | 20.00% | 8.61% | - | 28.61% | - | N/A | N/A | N/A | - | - | Target is high in the 2nd quarter since most schools and offices prepare their teachers and employees in the start of the academic year. This is also the time where the newly graduates seek for their first employment. | |
| Output Indicators | | | | | | | | | | | | | |
| 1. Percentage of undergraduate student population enrolled in CHED- identified and RDC- identified priority programs | | | | | | | | | | | | | |
| | - | 91.18% | - | - | 91.18% | - | N/A | N/A | N/A | - | - | Target is expected to be meet in the 2nd Quarter where enrollement period for the first semester is scheduled. | |
| 2. Percentage of undergraduate programs with accreditation | | | | | | | | | | | | | |
| | - | - | - | 91.67% | 91.67% | - | N/A | N/A | N/A | - | - | Target is expected in the 4rth Quarter since the Accreditation visits are usually set by the AACUP in this period. | |
| OO: Higher education research improved to promote economic productivity and innovation | | | | | | | | | | | | | |
| RESEARCH PROGRAM | | | | | | | | | | | | | |
| Outcome Indicators | | | | | | | | | | | | | |

QUARTERLY PHYSICAL REPORT OF OPERATION


As of March 31, 2018

Department : State Universities and Colleges (SUCs)
 Agency : Occidental Mindoro State College
 Operating Unit : null
 Organization Code (UACS) : 08045000000


| | |
|---|-----------------------------|
| ✓ | Current Year Appropriations |
| | Supplemental Appropriations |
| | Continuing Appropriations |
| | Off-Budget Account |

| 1 | UACS CODE | Physical Targets (2018) | | | | | Physical Accomplishments (Actual) | | | | | Variance | Remarks |
|---|-----------|-------------------------|-------------|-------------|-------------|-------------|-----------------------------------|-------------|-------------|-------------|----------------|----------|--|
| | | 1st Quarter | 2nd Quarter | 3rd Quarter | 4th Quarter | Total | 1st Quarter | 2nd Quarter | 3rd Quarter | 4th Quarter | Total | | |
| | 2 | 3 | 4 | 5 | 6 | 7=(3+4+5+6) | 8 | 9 | 10 | 11 | 12=(8+9+10+11) | 13 | 14 |
| 1. Number of research outputs in the last three years utilized by the industry or by other beneficiaries. | | 2 | 3 | 5 | 3 | 13 | 2 | N/A | N/A | N/A | 2 | - | Favorable |
| Output Indicators | | | | | | | | | | | | | |
| 1. Number of research outputs completed within the year. | | 3 | 2 | 75 | 2 | 82 | 7 | N/A | N/A | N/A | 7 | 4 | Favorable. 7 out of 3 or 233% research outputs were completed. |
| OO: Community engagement increased | | | | | | | | | | | | | |
| TECHNICAL ADVISORY EXTENSION PROGRAM | | | | | | | | | | | | | |
| Outcome Indicators | | | | | | | | | | | | | |
| 1. Number of active partnerships with LGU's, industries, NGOs, NGAs, SMEs, and other stakeholders as a result of extension activities | | 5 | 5 | 5 | 2 | 17 | 7 | N/A | N/A | N/A | 7 | 2 | 7/5=1.40 or 140% : Favorable |
| Output Indicators | | | | | | | | | | | | | |
| 1. Number of trainees weighted by the length of training | | 3,429.11 | 763.00 | 3,664.64 | 1,410.25 | 9,267.00 | 4,487.75 | N/A | N/A | N/A | 4,487.75 | 1,058.64 | 4,487.75/3,429.11= 1.30 or 130 % : Favorable |
| 2. Number of extension program organized and supported consistent with the SUC's mandated and priority programs. | | 27 | 7 | 27 | 9 | 70 | 39 | N/A | N/A | N/A | 39 | 12 | Favorable. The number of extensions organized and accomplished exceeded by 12 or 44%. |
| 3. Percentage of partners who rate the training course/s and advisory services as satisfactory or higher in terms of quality and relevance. | | 31% | 4.88% | 41% | 15% | 91.88% | 42% | N/A | N/A | N/A | 42% | 11% | Favorable. 42% out of 31% or 135% rated the training satisfactory or higher. |

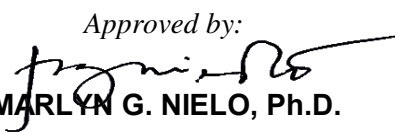
Prepared by:


VERONICA C. FERRER, EdD
 Director, Planning and Development

Certified Correct:


MA. PAZ FATIMA D. PALMARES, CPA,CSEE
 CAO/OIC - for Administration, Finance and Support Services

Approved by:


MARLYN G. NIELO, Ph.D.
 SUC President II