




STATEMENT OF APPROVED BUDGET, UTILIZATIONS, DISBURSEMENTS AND BALANCES  
As of the Quarter Ending June 30, 2019

Department: State Universities and Colleges (SUCs)  
Agency: Occidental Mindoro State College  
Operating Unit: N/A  
Organization Code (UACS) : 080460000000  
Fund Cluster: Trust Fund  
Report Status: SUBMITTED

Particulars	UACS CODE	Approved Budget				Budget Utilization				Disbursements				Unpaid Utilizations (10-19) = (17+18)					
		3	4	5=(3+4)	6	7	8	9	10=(6+7+8+9)	11	12	13	14	15=(11+12+13+14)	16=(5-10)	17	18		
<b>I. AGENCY APPROVED BUDGET</b>																			
<b>General Administration and Support</b>																			
Personal Services	1 00 000000	81,083.12	5,000.00	86,083.12	36,375.00	-	-	-	36,375.00	36,375.00	-	-	-	36,375.00	49,708.12	-	-	-	
Maintenance and other Operating Expenses		81,083.12	5,000.00	86,083.12	36,375.00	-	-	-	36,375.00	36,375.00	-	-	-	36,375.00	49,708.12	-	-	-	
Capital Outlays		-	-	-	-	-	-	-	-	-	-	-	-	-	-	-	-	-	
<b>Operations</b>																			
MFO 1 - Higher Education Services	3 00 000000	73,901,142.46	444,122.00	74,345,264.46	53,813,625.61	11,875,753.55	-	-	53,807,183.51	53,807,183.51	-	-	-	53,807,183.51	8,555,885.30	29,920.00	-	-	
Personal Services	3 01 000000	72,984,389.46	444,122.00	73,428,491.46	53,911,985.61	11,875,753.55	-	-	53,805,631.36	53,805,631.36	-	-	-	53,805,631.36	7,640,752.30	29,920.00	-	-	
Maintenance and other Operating Expenses		72,968,369.46	444,122.00	73,412,491.46	53,911,985.61	11,875,753.55	-	-	53,805,631.36	53,805,631.36	-	-	-	53,805,631.36	7,624,752.30	29,920.00	-	-	
Capital Outlays		16,000.00	-	16,000.00	-	-	-	-	-	-	-	-	-	-	16,000.00	-	-	-	
<b>MFO 3 - Research Services</b>	3 03 000000	916,773.00	-	916,773.00	1,640.00	-	-	-	1,552.15	1,552.15	-	-	-	1,552.15	915,133.00	-	-	-	
Personal Services		1,000.00	-	1,000.00	1,000.00	-	-	-	1,000.00	1,000.00	-	-	-	1,000.00	1,000.00	-	-	-	
Maintenance and other Operating Expenses		915,773.00	-	915,773.00	1,640.00	-	-	-	1,552.15	1,552.15	-	-	-	1,552.15	914,133.00	-	-	-	
Capital Outlays		-	-	-	-	-	-	-	-	-	-	-	-	-	-	-	-	-	
<b>MFO 4 - Technical Advisory Extension Service</b>	3 04 000000	-	-	-	-	-	-	-	-	-	-	-	-	-	-	-	-	-	
Personal Services		-	-	-	-	-	-	-	-	-	-	-	-	-	-	-	-	-	
Maintenance and other Operating Expenses		-	-	-	-	-	-	-	-	-	-	-	-	-	-	-	-	-	
Capital Outlays		-	-	-	-	-	-	-	-	-	-	-	-	-	-	-	-	-	
<b>GRANDTOTAL</b>																			
Personal Services		73,982,225.58	449,122.00	74,431,347.58	53,950,000.61	11,875,753.55	-	-	53,843,558.51	53,843,558.51	-	-	-	53,843,558.51	8,605,593.42	29,920.00	-	-	
Maintenance and other Operating Expenses		82,083.12	5,000.00	87,083.12	36,375.00	-	-	-	36,375.00	36,375.00	-	-	-	36,375.00	50,708.12	-	-	-	
Capital Outlays		73,884,142.46	444,122.00	74,328,264.46	53,913,625.61	-	-	-	53,807,183.51	53,807,183.51	-	-	-	53,807,183.51	8,538,885.30	29,920.00	-	-	
<b>GRANDTOTAL</b>		148,949,451.16	900,244.00	149,849,695.16	107,779,001.22	11,875,753.55	-	-	107,779,001.22	107,779,001.22	-	-	-	107,779,001.22	16,000.00	-	-	-	

Certified Correct:  GRACE M. ANCHETA  
Accountant III

Recommended By:  MA. PAZ FATIMA D. PALMARES, CPA, CSEE  
VP for Admin, Finance & Support Services

Approved by:  MARLYN G. NIELO, PhD.  
SUC President II